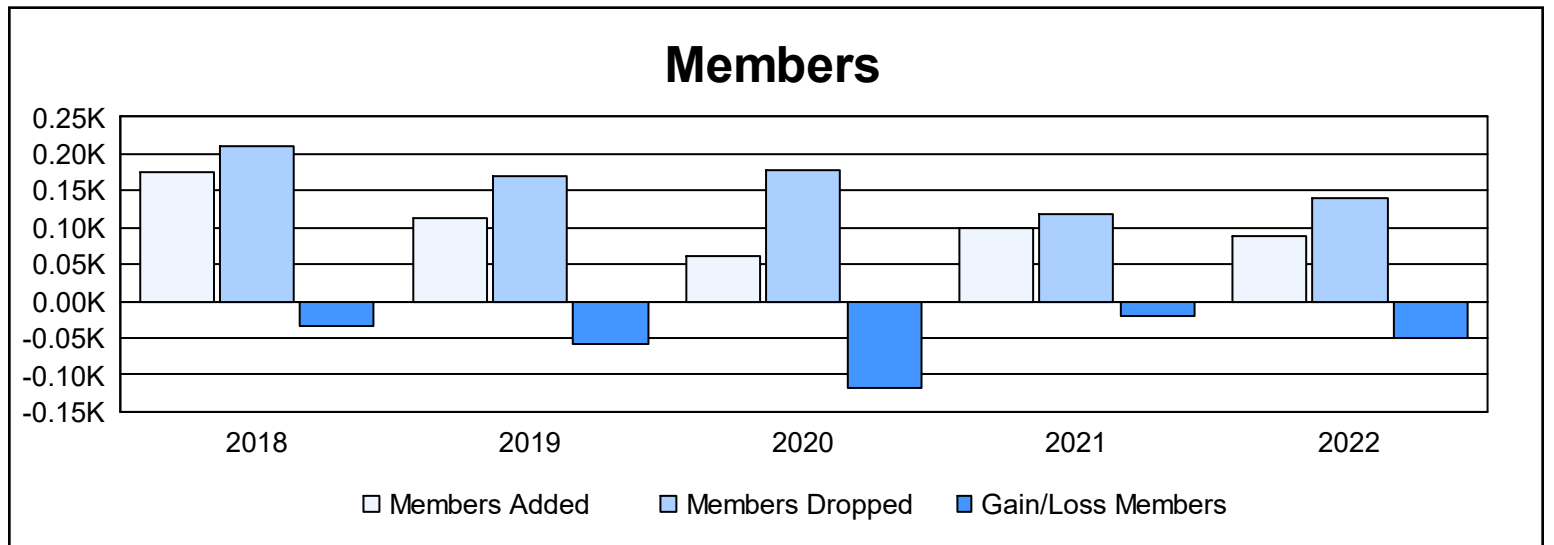
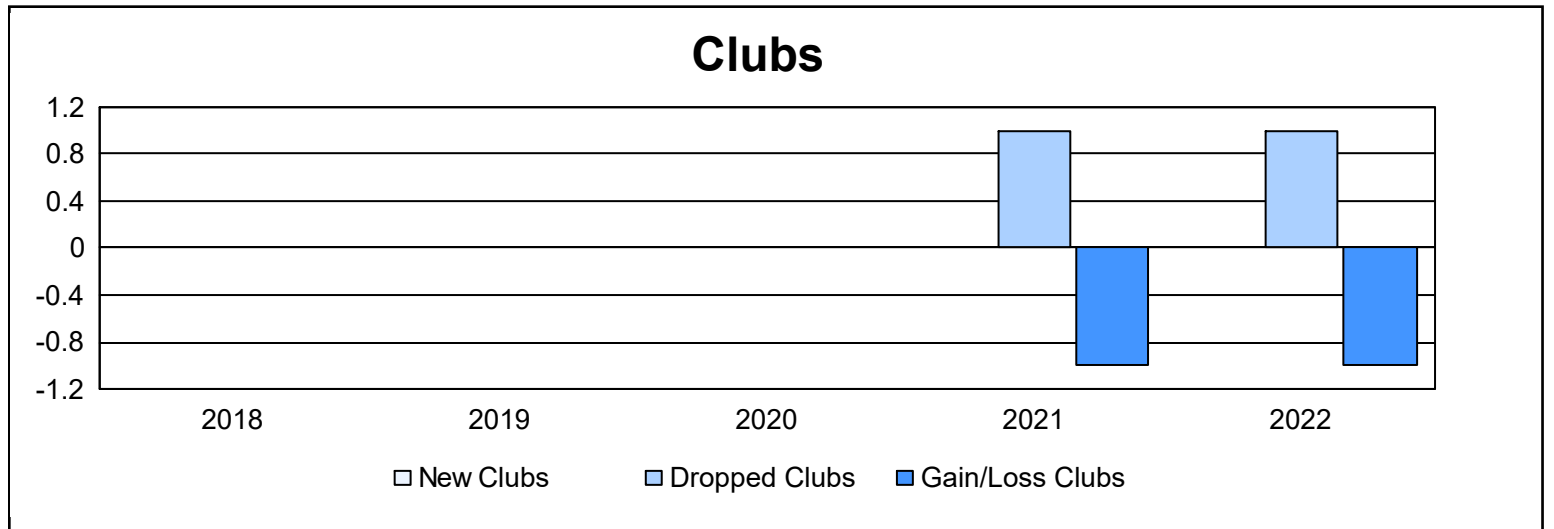
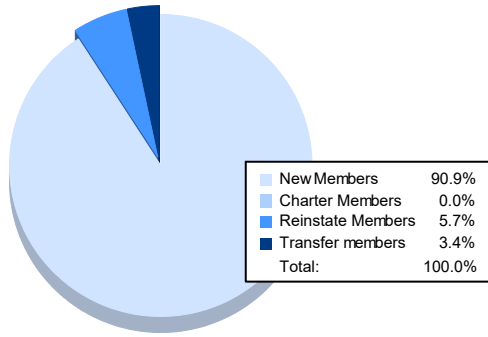


Year	New Clubs	Dropped Clubs	Gain/ Loss Clubs	New Members	Charter Members	Reinstate Members	Transfer Members	Total Member Added	Total Members Dropped	Gain/ Loss Members
2017-2018	0	0	0	163	0	5	7	175	210	-35
2018-2019	0	0	0	94	0	17	1	112	171	-59
2019-2020	0	0	0	47	0	7	6	60	178	-118
2020-2021	0	1	-1	91	0	6	2	99	118	-19
2021-2022	0	1	-1	80	0	5	3	88	139	-51
<b>Average</b>	<b>0</b>	<b>0</b>	<b>0</b>	<b>95</b>	<b>0</b>	<b>8</b>	<b>4</b>	<b>107</b>	<b>163</b>	<b>-56</b>



### Membership Composition June 2022 Cumulative



### Gender Composition June 2022 Cumulative

